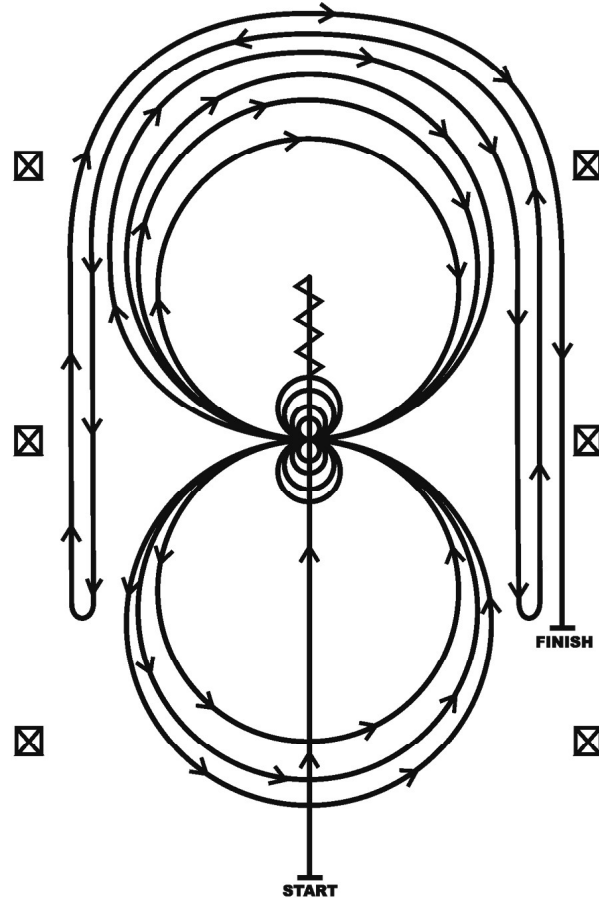


2021 Mayflower Classic

Reining (All Classes)

Show Date: May 5-7, 2021

REINING PATTERN 10



1. Run past the center marker and do a sliding stop. Back up to the center of the arena or at least ten feet (three meters). Hesitate.
2. Complete four spins to the right. Hesitate.
3. Complete four and one-quarter spins to the left so that the horse is facing the left wall or fence. Hesitate.
4. Beginning on the right lead, complete three circles to the right: the first two circles large and fast, the third circle small and slow. Change leads at the center of the arena.
5. Complete three circles to the left: the first circle small and slow, the next two circles large and fast. Change leads at the center of the arena.
6. Begin a large circle to the right but do not close this circle. Run down the right side of the arena past the center marker and do a left rollback at least twenty feet (six meters) from the wall or fence—no hesitation.
7. Continue back around the previous circle but do not close this circle. Run down the left side of the arena past the center and do a right rollback at least twenty feet (six meters) from the wall or fence—no hesitation.
8. Continue back around previous circle but do not close this circle. Run down the right side of the arena past the center marker and do a sliding stop at least twenty feet (six meters) from the wall or fence. Hesitate to demonstrate completion of the pattern.

[R/AQHAP-10]

Pattern Provided by:

HorseShowPatterns.com

2021 Mayflower Classic

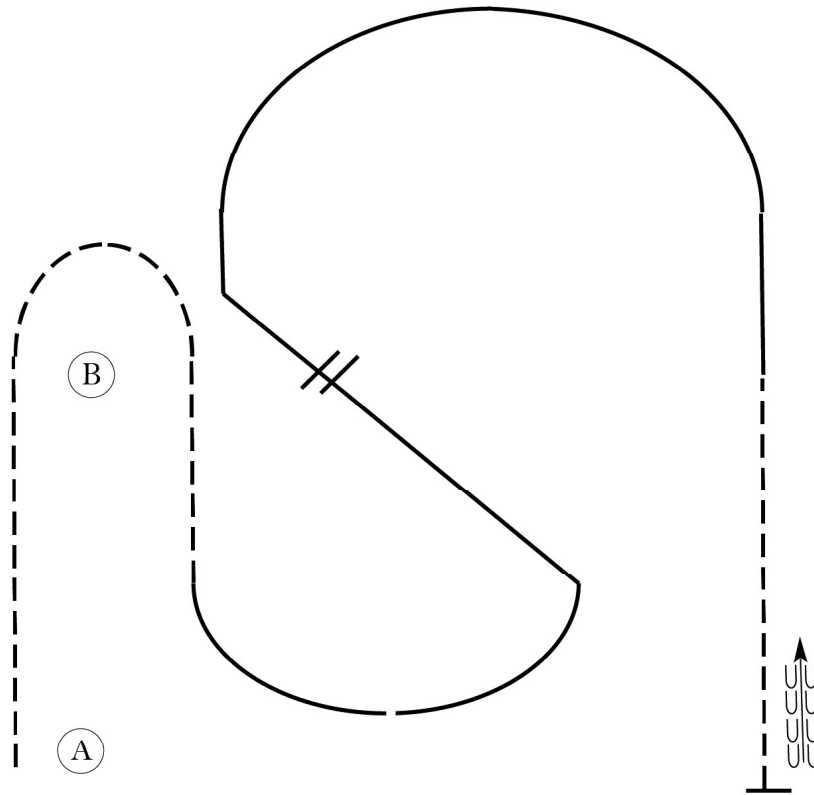
Wednesday/Thursday

Hunt Seat Equitation (Amateur and Youth)

Show Date: May 5-7, 2021

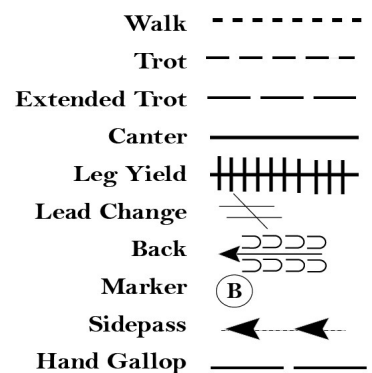
w w w . H o r s e S h o w P a t t e r n s . c o m

w w w . H o r s e S h o w P a t t e r n s . c o m



Be ready at A.

1. Begin at the trot on the right diagonal, change diagonals 1/2 way between A and B and continue around B.
2. Sitting trot from B to 1/2 way to A.
3. Canter on the left lead and change leads, simple or flying, across from B.
4. Continue the canter around until even with B.
5. Break to a trot and continue until even with A.
6. Stop and back one horse length.
7. Pattern is complete. Exit at a sitting trot.



[HSE/2-81]

Pattern Provided by:

HorseShowPatterns.com

2021 Mayflower Classic

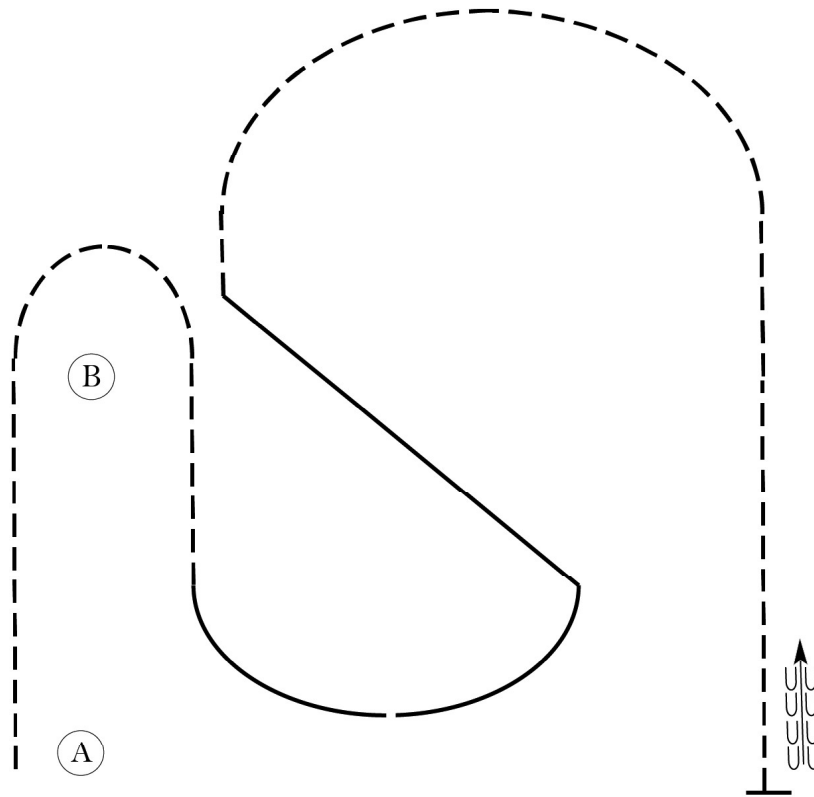
Wednesday/Thursday

Hunt Seat Equitation (All Level 1)

Show Date: May 5-7, 2021

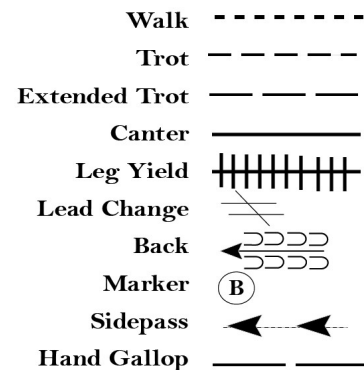
www.HorseShowPatterns.com

www.HorseShowPatterns.com



Be ready at A.

1. Begin at the trot on the right diagonal, change diagonals 1/2 way between A and B and continue around B.
2. Sitting trot from B to 1/2 way to A.
3. Canter on the left lead in a half circle and on the diagonal.
4. Break to trot on the left diagonal in a half circle.
5. Sitting trot until even with A.
6. Stop and back one horse length.
7. Pattern is complete. Exit at a sitting trot.



[HSE/1-81]

Pattern Provided by:

HorseShowPatterns.com

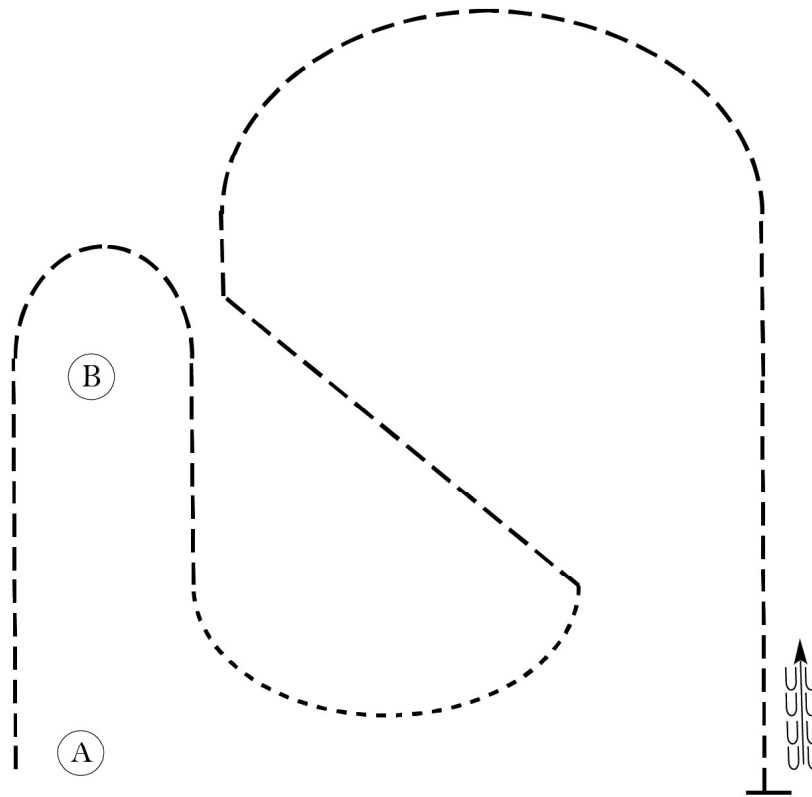
2021 Mayflower Classic

Hunt Seat Equitation (All Walk/Trot)

Show Date: May 5-7, 2021

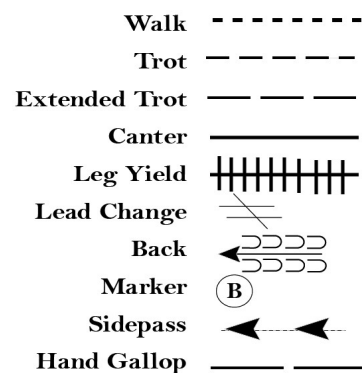
w w w . H o r s e S h o w P a t t e r n s . c o m

w w w . H o r s e S h o w P a t t e r n s . c o m



Be ready at A.

1. Begin at the trot on the right diagonal, change diagonals 1/2 way between A and B and continue around B.
2. Sitting trot from B to 1/2 way to A.
3. Walk in a half circle.
4. Sitting trot on the diagonal line.
5. Trot on the left diagonal in a half circle and until even with A.
6. Stop and back one horse length.
7. Pattern is complete. Exit at a sitting trot.



[HSE/WT-81]

Pattern Provided by:

HorseShowPatterns.com

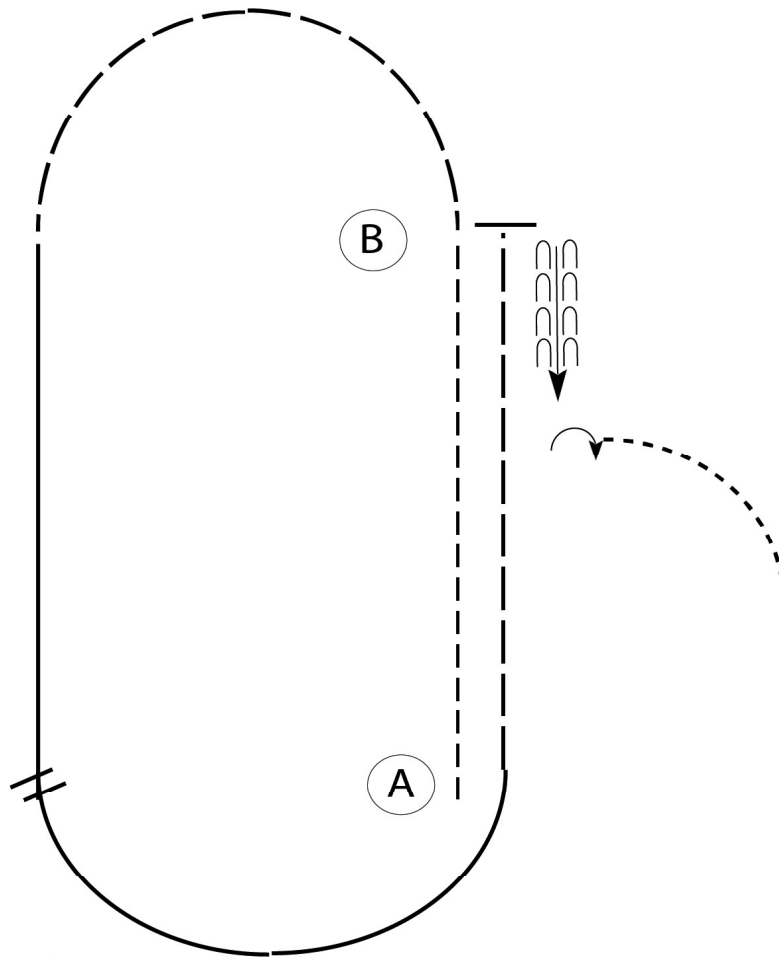
2021 Mayflower Classic

Western Horsemanship (Amateur and Youth)

Show Date: May 5-7, 2021

w w w . H o r s e S h o w P a t t e r n s . c o m

w w w . H o r s e S h o w P a t t e r n s . c o m



Be ready at A.

1. Jog from A to B.
2. Extend the jog in a half circle.
3. Lope on the right lead until even with A.
4. Perform a simple lead change.
5. Lope on the left lead until even with A.
6. Extend the jog to B.
7. Stop, back one horse length and perform a 90 degree turn to the right.
8. Pattern is complete. Exit at the walk

Walk	-----
Jog	- - - - -
Extended Jog	— — — —
Lope	—————
Lead Change	
Back	
Marker	

[WH/2-109]

Pattern Provided by:

HorseShowPatterns.com

2021 Mayflower Classic

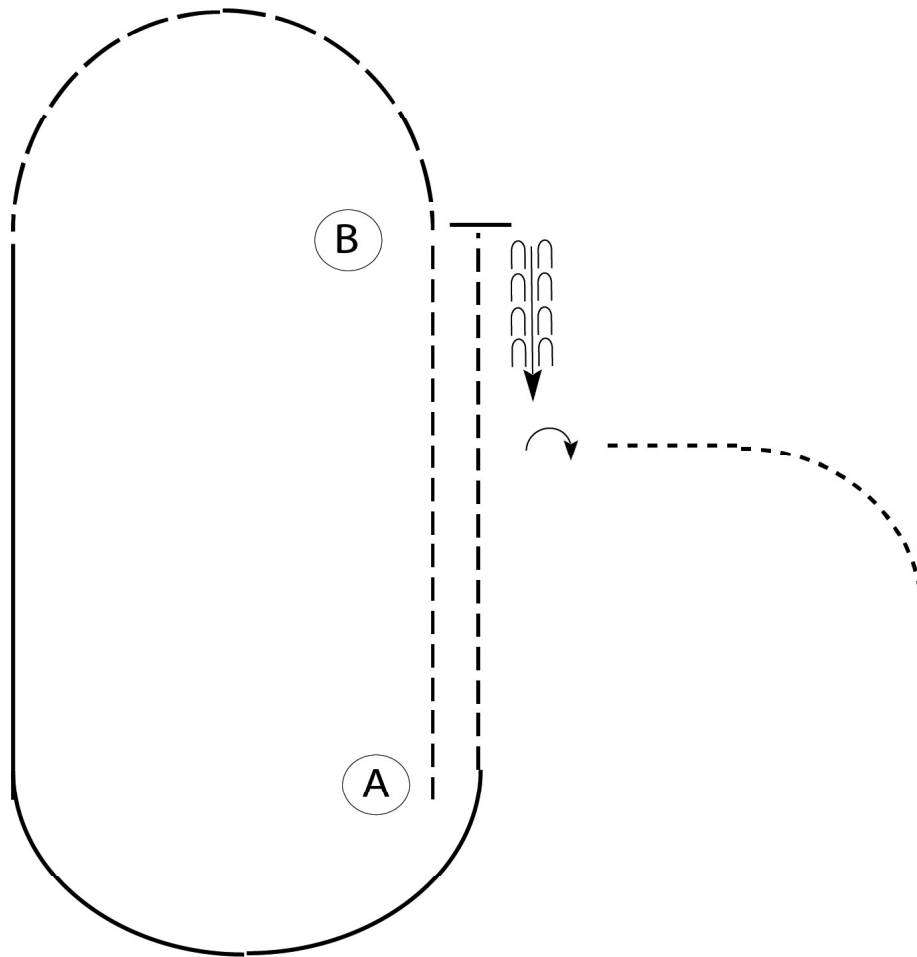
Wednesday/Thursday

Western Horsemanship (All Level 1)

Show Date: May 5-7, 2021

w w w . H o r s e S h o w P a t t e r n s . c o m

w w w . H o r s e S h o w P a t t e r n s . c o m



Be ready at A.

1. Jog from A to B.
2. Extend the jog in a half circle.
3. Lope on the left lead until even with A.
4. Jog to B.
5. Stop, back one horse length and perform a 90 degree turn to the right.
6. Pattern is complete. Exit at the walk.

- Walk - - - - -
- Jog - - - - -
- Extended Jog - - - - -
- Lope | | | | |
- Lead Change / \
- Back ← | | | | |
- Marker (B)

[WH/1-109]

Pattern Provided by:

HorseShowPatterns.com

2021 Mayflower Classic

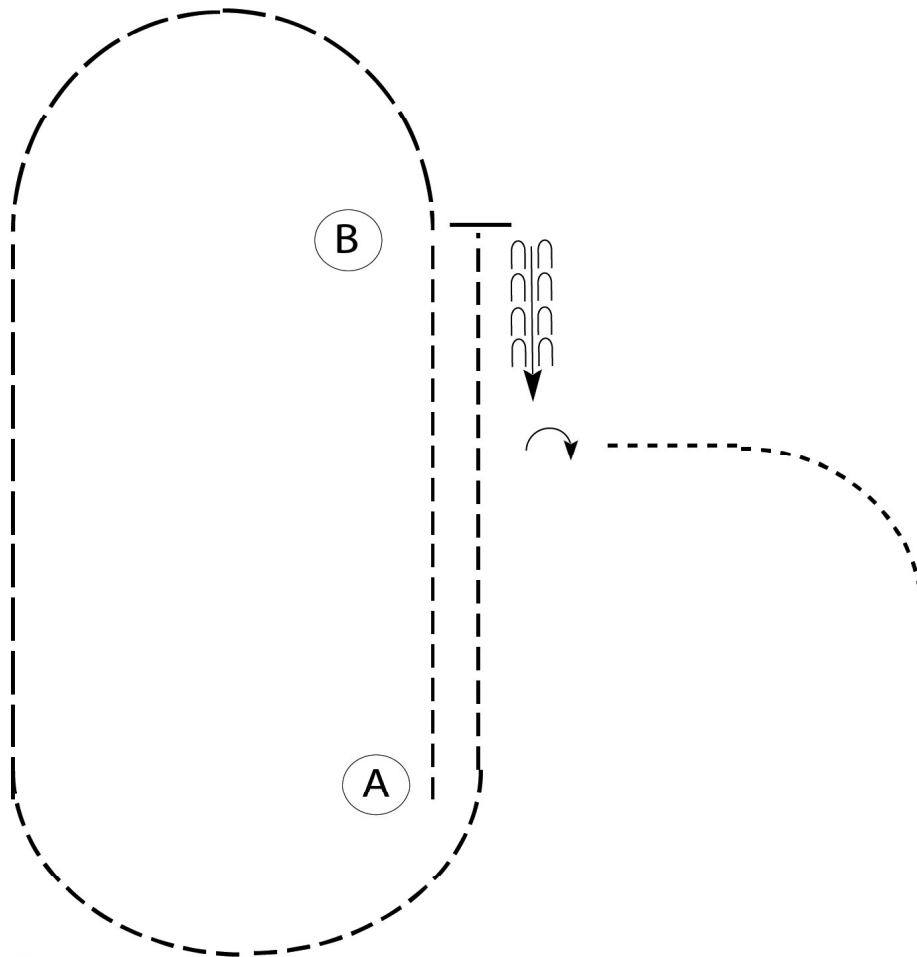
Wednesday/Thursday

Western Horsemanship (All Walk / Trot)

Show Date: May 5-7, 2021

w w w . H o r s e S h o w P a t t e r n s . c o m

w w w . H o r s e S h o w P a t t e r n s . c o m



Be ready at A.

1. Jog from A to B.
2. Extend the jog in a half circle.
3. Continue the extended jog on a straight line until even with A.
4. Jog a half circle then a straight line to B.
5. Stop, back one horse length and perform a 90 degree turn to the right.
6. Pattern is complete. Exit at the walk.

Walk	-----
Jog	- - - - -
Extended Jog	— — — —
Lope	— — — —
Lead Change	
Back	
Marker	(B)

[WH/WT-109]

Pattern Provided by:

HorseShowPatterns.com

2021 Mayflower Classic

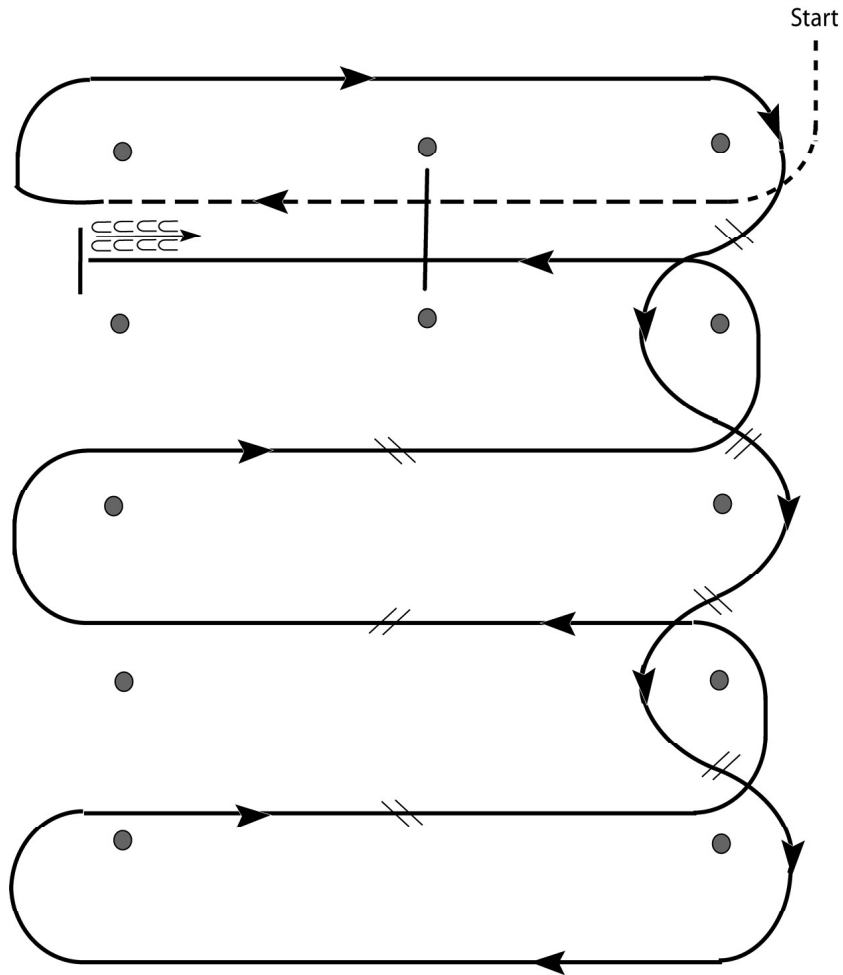
Wednesday/Thursday

Western Riding (All Except Level 1)

Show Date: May 5-7, 2021

w w w . H o r s e S h o w P a t t e r n s . c o m

w w w . H o r s e S h o w P a t t e r n s . c o m



1. Walk, transition to jog, jog over log.
2. Transition to right.
3. First line change.
4. Second line change.
5. Third line change.
6. Fourth line change.
7. First crossing change.
8. Second crossing change.
9. Third crossing change.
10. Lope over log.
11. Lope, stop and back.

[WR/OP-4]

Pattern Provided by:

HorseShowPatterns.com

2021 Mayflower Classic

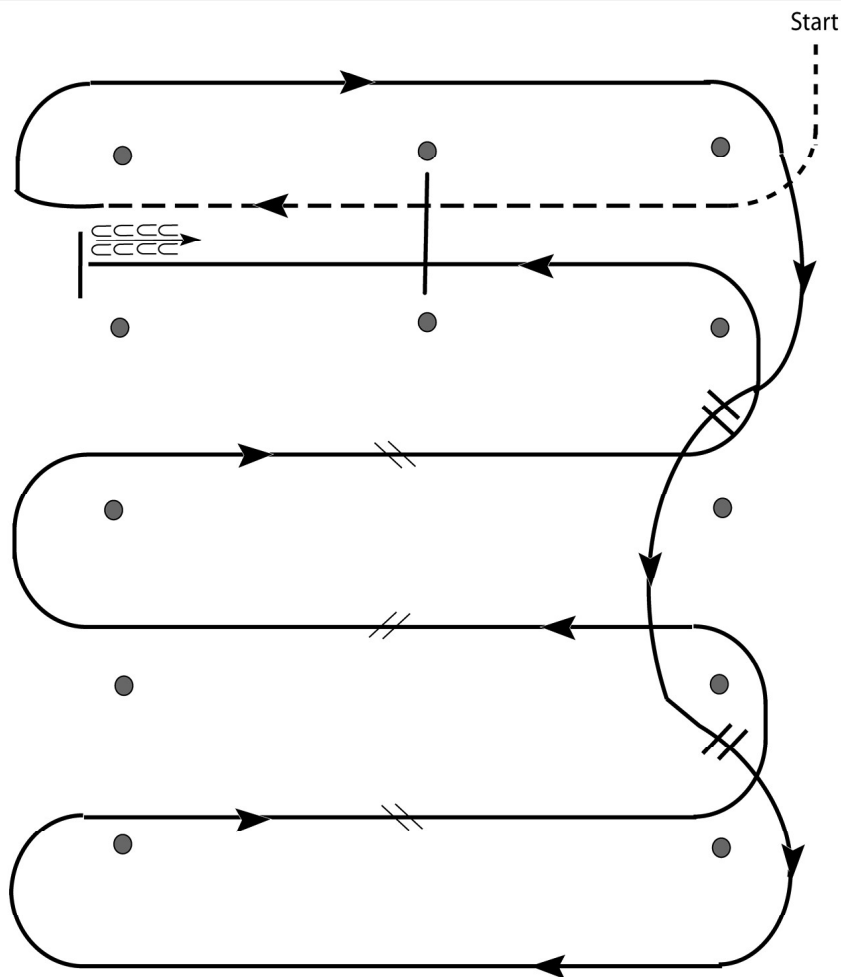
Wednesday/Thursday

Western Riding (Level 1)

Show Date: May 5-7, 2021

w w w . H o r s e S h o w P a t t e r n s . c o m

w w w . H o r s e S h o w P a t t e r n s . c o m



1. Walk, transition to jog, jog over log.
2. Transition to right lead and lope around end.
3. First line change.
4. Second line change. Lope around end of arena.
5. First crossing change.
6. Second crossing change.
7. Third crossing change.
8. Lope over log.
9. Lope, stop and back.

[WR/GP-4]

Pattern Provided by:

HorseShowPatterns.com

2021 Mayflower Classic

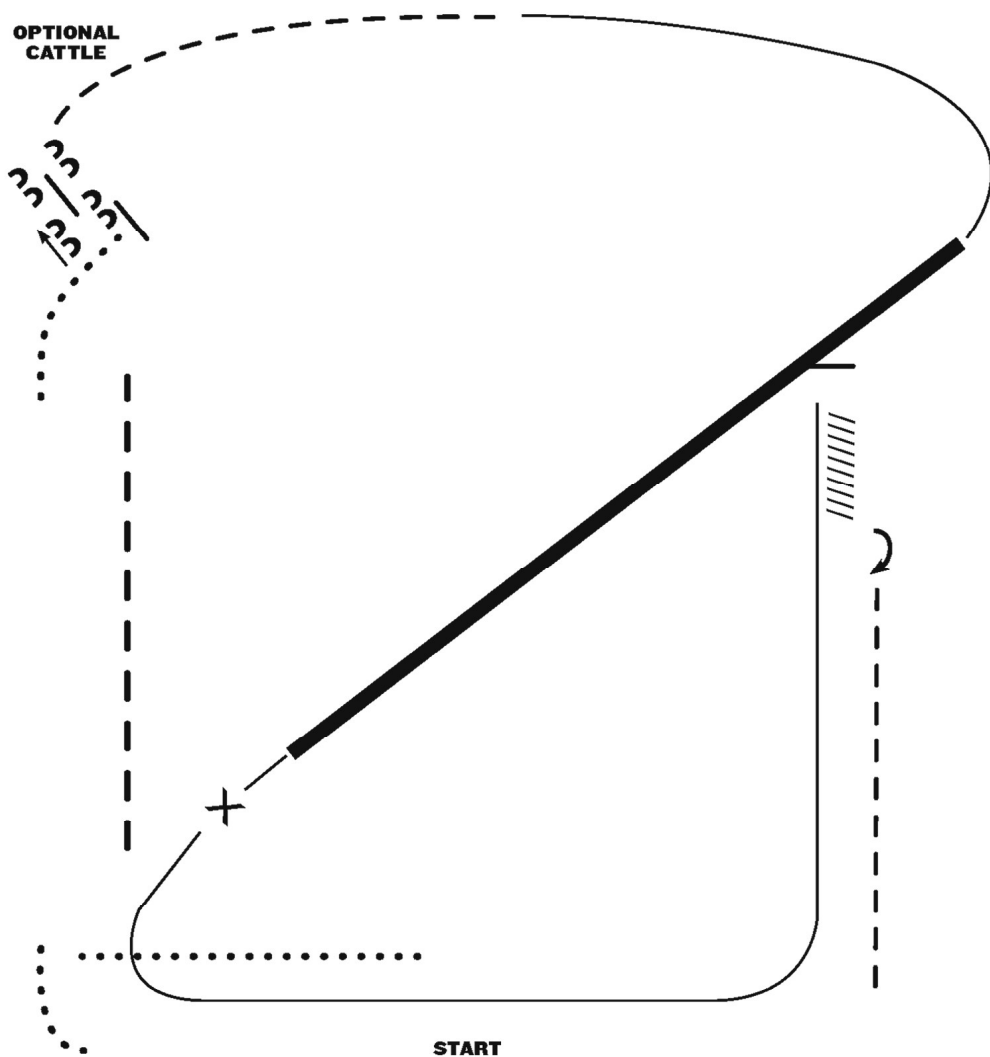
Wednesday/Thursday

Ranch Riding (All Classes)

Show Date: May 5-7, 2021

www.HorseShowPatterns.com

www.HorseShowPatterns.com



1. Walk
2. Extended trot
3. Walk
4. Stop, side pass log left
5. Trot
6. Lope right lead
7. Extended Lope (right lead)
8. Collect lope and change leads (simple or flying)
9. Lope left lead
10. Stop and back
11. 180 turn to right
12. Trot

Note: The drawn description of this pattern is only intended for the general depiction of the pattern. Exhibitors should utilize the arena space to best exhibit their horses.

[RR/AQHA-10]

Pattern Provided by:

HorseShowPatterns.com